

GMP Horizons

Serving Workers in the Glass, Metal, Pottery and Plastics Industries

March 2008



GMP Fiscal Report for year ending October 31 2007





Glass, Molders, Pottery, Plastics & Allied Workers, AFL-CIO, CLC
608 East Baltimore Pike, P.O. Box 607, Media, Pa. 19063

Copyright 2008 by Glass, Molders, Pottery, Plastics & Allied Workers, AFL-CIO, CLC.
All rights reserved. No part of this periodical may be reproduced without
the written consent of the Glass, Molders, Pottery, Plastics & Allied Workers.



PRINTED IN U.S.A. 

In this Issue:

In his Message on page 1, International President Ryan discusses the International Union's finances and the need for a dues increase.

The GMP Fiscal Report for 2007 appears on page 3.

Ward Manufacturing and its employees of Local 304B receive OSHA VPP Star Award. See page 22.

Staff

RICHARD KLINE

Director of Communications

FRANK GROTTI

Director of Research and Education

FRED NEIBAUER, CPA

Controller

BRENDA SCOTLAND

Director of Organizing

Published monthly at 4801 Viewpoint Place, Cheverly, Md. 20781, by the Glass, Molders, Pottery, Plastics & Allied Workers. Periodicals postage paid at Media, Pa. and additional mailing offices. All Correspondence to HORIZONS should be sent to: 608 E. Baltimore Pike, P.O. Box 607, Media, PA 19063.

POSTMASTER—ATTENTION: Change of address cards on Form 3579 should be sent to the Mailing List Department, Glass, Molders, Pottery, Plastics & Allied Workers, 608 East Baltimore Pike, P.O. Box 607, Media, Pa. 19063.

Change of Address

To change your address please clip this form on dotted line.
Send all the information required below to:

Richard Kline, Editor, GMP HORIZONS
608 E. Baltimore Pike, P.O. Box 607
Media, PA 19063

Your Name _____

Soc. Sec. No. _____

New Address _____

City _____ State _____ Zip _____

Your Local Union Number: _____

Are you a Retiree? Yes No

Date your New Address is Effective: ____ / ____ / ____

Signature _____

JOHN P. RYAN
International President

BRUCE R. SMITH
International Secretary-Treasurer

WALTER THORN
Vice President

WESLEY ROYSTER
Area Director

P.O. Box 1978
608 East Baltimore Pike
Media, PA 19063

FRANK J. BRANDAO, SR.
Vice President

P.O. Box 1978
608 E. Baltimore Pike
Media PA 19063

IGNACIO DE LA FUENTE
Vice President

P.O. Box 1978
608 E. Baltimore Pike
Media PA 19063

DAVID DOYLE
Vice President

P.O. Box 20133
Woodstock, Ontario N4S 8X8
Canada

EXECUTIVE OFFICERS

RUSSELL BABCOCK

DALE JETER

RANDY GOULD

SONDRA POWELL

BRUNO CYR

DONALD SEAL

CLAUDE BEAUDIN

DAVID POPE

CHARLES BOULTINGHOUSE

JERRY L. COTTON

RICKEY HUNTER

RICK VITATOE

DONALD CARTER

INTERNATIONAL REPRESENTATIVES

RICHARD BAUMCRATZ

EDWARD BEDOCS

BENNETT SALLEMI

LARRY HARRIS

PETE JACKS

KIM MCNEIL

MATTHEW MCCARTY

MARK SINGLETON

HECTOR SANCHEZ



JOHN P. RYAN
International President

“Now as we approach the August 2008 Convention, it has become obvious that a dues increase is required. The International Union has been open and frank in discussing its need for a dues increase.”

GMP Fiscal Report Shows Effective Economizing

This issue of Horizons contains the Fiscal Report for the year ending October 31, 2007. I recommend that you read it closely.

The Fiscal Report provides a clear indication that our efforts to maintain GMP services are at the highest levels. At the same time, we are economizing whenever possible. Our intention remains to provide cost-effective, dedicated and determined representatives to you, the GMP membership.

In a trial of continuing opposition to unions, the GMP has persevered. Our record of service is unchallenged. Our productive negotiating in collective bargaining with employees has brought advances to our members. The protections of a GMP contract have secured dignity on the job for many of our members in difficult circumstances.

GMP officers have represented many of their union brothers and sisters in grievance arbitration proceedings. Sometimes legal assistance has been required and provided by the International Union. These are necessary and costly activities. We are proud to provide the needed service.

Our education and research services give valuable assistance to local union leaders. It, too, is a costly effort.

All of these vital components of union service have a price tag.

Each of our members bears his or her share through their monthly dues payment. Your International Officers are grateful for the support of the membership. We know that

we can always count on the GMP membership to back us up.

Now as we approach the August 2008 Convention, it has become obvious that a dues increase is required. The International Union has been open and frank in discussing its need for a dues increase. GMP Officers and Staff have discussed a dues increase with local union leaders and members across the country.

I have every confidence that any GMP member who seeks more information on the necessity of a dues increase can get it from International or Local Union Officers. We are all involved in keeping our great Union strong.

As we announced at last year's Educational Conference, the International requires a six-dollar monthly increase. Despite a faltering economy and heavy expenses in the past year, we will stand by our request for a six-dollar increase.

The GMP membership has never failed to support the International Union. The International Union has never failed in its dedication to the membership. We rely upon the delegates to the 2008 Convention to vote us the funds we need to serve you.

I pledge to you that the International Union will use the funds you provide with the utmost prudence. We will use your dues to give the GMP membership the finest representation in the Labor Movement.

GMP Board Of Audits Meets

The GMP Board of Audits met in February to review the International Union's finances for the year ending October 31, 2007. Seen here are (standing, L-R): International Secretary-Treasurer Bruce Smith, International President John P. Ryan,

Fred Neibauer, Controller, and (seated, L-R): Local Union 446 President Richard Wood, Local Union 21 President Shirley Hutchings, Local Union 419 member Linda Dickey and Local Union 140 President Steve Schmillen.



Richard Wood and Shirley Hutchings.



Linda Dickey and Steve Schmillen.



Fiscal Report

**Glass, Molders, Pottery, Plastics &
Allied Workers International Union
AFL-CIO, CLC**

March 2008



March 1, 2008

To the Members of the Glass, Molders, Pottery, Plastics & Allied Workers
International Union (AFL-CIO, CLC)

Greetings:

Please examine the Fiscal Report for the year ending October 31, 2007 that is
printed in this issue of Horizons.

Our great International Union stands financially sound. We meet all of our
many obligations and maintain our record of service. Our record of service is
unparalleled. The GMP will continue to give its members the service they deserve
and require.

The International Union's leadership is determined to act prudently with the
organization's financial resources. At the same time, we are committed to act with
determination on behalf of our membership.

Rest assured your dues monies will be used wisely.

The officers and staff of the International Union thank the membership for its
support. We have much that we can accomplish together.

We intend to fulfill your expectations.

With best wishes for the year 2008, I am

Fraternally,

John P. Ryan
International President

JPR:jmc

DUTIES OF THE LOCAL UNION AUDITING COMMITTEE

Article 20, Paragraph 23. Three members, in good standing in the Local Union shall be appointed by the Local Union President as a Local Union Auditing Committee whose duty it shall be to audit the accounts of the Local Financial Secretary-Treasurer and render a full and correct report to the Local Union semi-annually.

Paragraph 24. In the event of discrepancies or shortages found in any audit, it shall be the responsibility of the Local Union Auditing Committee to report them to the International Union. The International Union shall assign an International Union Auditor to investigate the matter further and upon completion of said investigation the International President shall take whatever action he deems necessary.

Paragraph 25. This Local Union Auditing Committee shall meet as soon possible after receipt of the annual report of the International Secretary-Treasurer, and shall compare the accounts of the Local Union Officers with the figures appearing in the annual report, and to the Local Union whether or not the figures agree.

Paragraph 26. All Auditing Committee reports shall be made in writing and placed in the minutes of the Local Union Recording Secretary and a copy of the annual audit sent to the International Secretary-Treasurer on forms furnished for this purpose by the International Union.

STATISTICAL - ANNUAL PERIOD ENDING 10/31/2007

Local Union	Location	Membership Total	Members Employed	Members Laid Off	Total Apprentices	Business Conditions	Local Union Meetings	Local Union	Members Employed	Members Laid Off	Total Apprentices	Business Conditions	Local Union Meetings
2	OAKLAND, CA	77	74	0	11	Good	2nd Tuesday	** 48	320	0	11	Good	1st Thursday
2B	ELIWOOD CITY, PA	152	152	0	0	Fair	3rd Tuesday	49	88	2	0	Bad	4th Monday
3	STREATOR, IL	45	37	8	6	Fair	4th Tuesday	50	89	0	11	Excellent	2nd Wednesday
3B	TRENTON, ON	13	13	0	0	Good	Quarterly	** 51	554	0	0	Okay	2nd Tuesday
6	SALEM, NJ	77	77	0	13	Okay	2nd Wednesday	52	260	0	3	Very slow	Quarterly
6B	MILWAUKEE, WI	115	115	0	3	Very good	3rd Sunday	** 53	34	0	0	Okay	2nd Sunday
7	MILLVILLE, NJ	58	58	0	18	Good	2nd Wednesday	** 54	175	0	5	Fair	2nd Monday
7A	TIFFIN, OH	168	168	0	0	Slow	2nd Tuesday	57	84	0	0	Fair	4th Saturday
9B	KEOKUK, IA	143	142	1	0	Good	2nd Wednesday	** 58	124	0	18	Good	3rd Wednesday
14	WINGHESTER, IN	240	240	0	2	Good	1st Wednesday	59	79	5	0	Poor	2nd Tuesday
14B	GRAFTON, WI	37	39	0	0	Steady	Quarterly	61	69	6	4	Fair	2nd Sunday
15	ANDERSON, SC	264	325	0	0	Fair	3rd Tuesday	62	84	6	4	Fair	2nd Tuesday
16	NEWELL, WV	27	27	0	0	Steady to poor	2nd Wednesday	63	78	2	10	Good	2nd Tuesday
17	MODESTO, CA	673	673	0	66	Good	4th Wednesday	63B	629	0	0	Steady to busy	Monthly
17B	CRESTON, IA	210	290	0	0	Boom	1st Thursday	** 65	104	0	13	Good	1st Tuesday
19	GARDENA, CA	161	161	0	0	Good	2nd Thursday	65B	440	0	0	Good	2nd Saturday
** 19B	BALTIMORE, MD	31	31	0	0	Fair	2nd Thursday	68B	13	0	1	Good	4th Monday
** 20	NORTH KANSAS CITY, MO	56	56	0	3	Fair	3rd Wednesday	70	112	0	9	Excellent	4th Wednesday
21	SALEM, NJ	79	74	5	0	Good	2nd Wednesday	71	32	0	3	Good	3rd Tuesday
21B	HIBBING, MN	79	79	0	0	Slow	Last Thursday	** 73	37	0	0	Not good	2nd Saturday
23B	DELHI, ON	40	40	0	0	Steady	3rd Wednesday	74B	83	0	0	Fair	2nd Thursday
** 25	PEACHTREE CITY, GA	22	22	0	0	Fair	2nd Sunday	75	66	0	4	Good	2nd Thursday
27	VOLNEY, NY	5	5	0	0	Poor	Monthly	** 77	311	0	4	Good	4th Tuesday
28	BROCKWAY, PA	108	107	0	15	Good	4th Wednesday	80B	79	0	0	Poor	2nd Tuesday
28B	TORONTO, ON	288	288	0	0	Poor	4th Tuesday	** 81	71	0	0	Slow	4th Tuesday
30	PEVELY, MO	213	213	0	10	Fair	1st Tuesday	83B	45	0	5	Very good	2nd Tuesday
32	SHELBYVILLE, IN	483	483	0	2	Fair	2nd Wednesday	** 85B	19	0	15	Good	2nd Wednesday
33	TOANO, VA	154	154	0	4	Good	3rd Monday	87	251	0	6	Good	2nd Thursday
36	LANCASTER, PA	108	108	0	0	Fair	1st Wednesday	89	148	0	4	Poor	2nd Tuesday
37	GAS CITY, IN	87	87	0	0	Good	2nd Wednesday	90	30	32	0	Bad	Eff. 9/07-No meetings
38	MARION, IN	54	47	7	0	Average	4th Tuesday	** 91	130	0	12	Good	2nd Monday
38B	ERIE, PA	17	17	0	0	Good	3rd Monday	95	27	0	5	Fair	2nd Monday
39B	BETHEL, CT	28	27	0	2	Fair	1st Thursday	96	275	0	2	Good	2nd Tuesday
40	NEWARK, NJ	87	87	0	0	Good	1st Tuesday	98	222	0	0	Good	Various
** 42	LAWRENCEBURG, IN	237	237	0	40	Good	2nd Monday	99	28	0	0	Good	1st Tuesday
43	MALDEN, MO - CLOSED 6/07	1470	1420	50	0	Poor	Semi-annually	101	235	0	16	Good	4th Monday
45B	STATE OF OHIO	17	17	0	0	Good	3rd Wednesday	103	8	1	0	Slow	3rd Tuesday
46	PITTSBURGH, PA	17	17	0	0	Good		104	93	0	23	Okay	4th Monday

STATISTICAL - ANNUAL PERIOD ENDING 10/31/2007

Local Union	Location	Local Union Meetings	Business Conditions	Total Apprentices	Membership Total	Members Employed	Members Laid Off	Local Union Meetings	Business Conditions	Total Apprentices	Membership Total	Members Employed	Members Laid Off	Local Union Meetings
105	ZANESVILLE, OH	4th Tuesday	Good	4	60	60	0	182B BELLEVILLE, IL	Good	0	183	171	12	3rd Wednesday
107	CONNELLSVILLE, PA	1st Saturday	Fair	0	62	60	0	185A TRENTON, NJ	Fair	0	11	8	3	2nd Tuesday
** 108	CAMBRIDGE, ON	3rd Wednesday	Okay	0	63	63	0	188 CONNELLSVILLE, PA	Fair	0	80	80	0	Monthly
110	BROCKWAY, PA	2nd Thursday	Good	10	396	396	5	191 GLENFORD, OH	Not real good	0	38	38	0	Every other month
112	PORTLAND, OR	2nd Tuesday	Good	4	174	174	0	193 WILSON, NC	Good	12	268	240	0	1st Thursday
113	BALTIMORE, MD	4th Tuesday	Fair	7	185	168	10	195 MUSKOGEE, OK	Good	19	207	207	9	2nd Monday
113B	RICHLAND CENTER, WI	Monthly	Good	0	40	40	0	198 CHANUTE, KS	Good	0	43	80	0	3rd Monday
117	LINCOLN, IL	4th Tuesday	Good	4	84	84	0	** 201 WAXAHACHIE, TX	Okay	4	293	293	0	1st Tuesday
120	CLARION, PA	3rd Wednesday	Good	15	73	69	1	201B SHIPPENSBURG, PA	Okay	0	127	123	4	2nd Wednesday
120B	COLDWATER, MI	Quarterly	Bad	0	23	0	23	202 CHARLOTTE, MI	Good	12	155	112	43	2nd Tuesday
121	DUNKIRK, IN	2nd Tuesday	Good	13	99	99	0	204 ATLANTA, GA	Good	0	47	47	0	Last Monday
121B	NEENAH, WI	3rd Wednesday	Bad	2	621	604	17	207 LAPEL, IN	Good	16	197	197	0	3rd Wednesday
125	WINCHESTER, IN	1st Saturday	Poor	0	56	56	0	** 207A CROOKSVILLE, OH	Fair	4	55	55	0	4th Thursday
125	WAXAHACHIE, TX	1st Tuesday	Fair	5	105	105	0	** 208 BRADENTON, FL	Good	0	43	43	0	2nd Thursday
125B	MILWAUKEE, WI	Monthly	Fair	2	136	136	0	209 HONDO, TX	Poor	0	211	122	89	3rd Friday
126	MAY'S LANDING, NJ	1st Wednesday	Slow to medium	0	49	49	0	211 EUSTIS, FL	Good	0	44	44	0	2nd Saturday
127	CINCINNATI, OH	3rd Tuesday	Fair	3	70	70	0	214 HUNTSVILLE, AL	Good	0	304	345	0	2nd Monday
127B	TERRE HAUTE, IN	3rd Thursday	Horrible	0	992	92	0	216 CLEBURNE, TX	Bad	0	268	268	0	2nd Tuesday
129	SHAKOPEE, MN	3rd Wednesday	Good	17	222	222	0	218 BALTIMORE, MD	Good	0	50	50	0	Last Tuesday
130	ALTOONA, PA	1st Saturday	Slow	0	78	78	0	219 MILLVILLE, NJ	Good	0	469	469	0	2nd Thursday
131	JONESBORO, AR	2nd Monday	Fair	10	83	175	0	220 WAGO, TX	Good	5	58	58	0	3rd Tuesday
132	EAST GREENVILLE, PA	2nd Tuesday	Good	0	164	164	0	** 221 DES PLAINES, IL	Slow	0	105	105	0	As Needed
137	LOS ANGELES, CA	2nd Thursday	Fair	2	397	415	7	222 HENDERSON, NC	Good	1	210	210	0	1st Monday
138	CHICAGO, IL	2nd Thursday	Slow	9	220	211	9	** 226 BURLINGTON, WI	Good	4	258	258	0	3rd Monday
139B	PORTLAND, OR	3rd Thursday	Good	30	411	411	0	227 EDISON, NJ	Slow	1	107	94	13	1st Wednesday
140	STREATOR, IL	4th Tuesday	Good	9	142	136	0	229 LIGONIER, IN	Slow	0	353	325	28	3rd Wednesday
140B	SACKVILLE, NB - CLOSED 5/07							231B SALT LAKE CITY, UT	Good	3	12	12	0	3rd Thursday
141	OAKLAND, CA				175	175	0	233 LENEXA, KS	Fair	0	130	115	15	3rd Thursday
142	OAKLAND, CA				37	37	0	** 233B CHICAGO, IL	Fair	0	93	93	0	2nd Sunday
142B	MANKATO, MN				83	83	0	234 WARNER ROBINS, GA	Good	20	320	320	0	4th Tuesday
145	BERLIN, NJ				171	171	0	** 235 CIRCLEVILLE, OH	Okay	0	85	85	0	4th Tuesday
152	WHEELING, WV				77	77	0	236 FAIRBURN, GA	Good	5	343	343	0	4th Wednesday
157	SALEM, NJ				121	121	0	236A POMONA, NJ - CLOSED 7/07						
159	ZANESVILLE, OH				16	16	0	237 HAZLETON, PA	Good	8	180	180	0	4th Sunday
164	MILLWOOD, OH				12	12	0	238 KOKOMO, IN	Bad	0	125	125	4	2nd Tuesday
164B	OAKLAND, CA				950	900	45	238B BOYERTOWN, PA	Fair	0	140	140	0	2nd Friday
166	DOLTON, IL				335	335	0	239 SAPULPA, OK	Okay	22	278	287	0	2nd Tuesday
168	WINSTON-SALEM, NC				159	163	0	240 HAMBURG, PA	Good	0	66	66	0	Quarterly
169	MILFORD, MA				158	158	0	** 241 EAST PALESTINE, OH	Fair	0	24	24	0	2nd Tuesday
172	ZANESVILLE, OH				71	71	7	244 NEWARK, OH	Fair	10	667	657	10	4th Tuesday
174	STREATOR, IL				21	10	11	246 CLARION, PA	Good	25	280	280	0	3rd Tuesday
** 174B	WINNIPEG, MB				124	124	0	** 247 BROOKVILLE, PA	Okay	8	219	219	0	4th Tuesday
176	FLORENCE, KY				100	100	0	248 ANNISTON, AL	Good	0	262	262	0	2nd Saturday
177	TRACY, CA				364	364	0	249 SHAWNEE, OH	Poor	0	45	31	14	1st Wednesday
178	ZANESVILLE, OH				167	164	3	251 ATLANTA, GA	Fair	0	42	75	10	3rd Friday
179	HENDERSON, NC				55	150	0	253 RUSTON, LA	Fair	28	283	311	0	3rd Monday
180	ELMIRA, NY				219	209	3							

STATISTICAL - ANNUAL PERIOD ENDING 10/31/2007

Local Union	Location	Membership Total	Members Employed	Members Laid Off	Total Apprentices	Business Conditions	Local Union Meetings	Local Union	Location	Membership Total	Members Employed	Members Laid Off	Total Apprentices	Business Conditions	Local Union Meetings
254	MADERA, CA	326	326	0	12	Good	4th Thursday	** 343	MINSTER, OH	75	75	0	25	Fair to Good	2nd Thursday
256	HAMLET, NC	124	185	0	0	Good	3rd Thursday	** 345	ST. CESAIRE, PQ	27	27	0	0	Faible	4 a 7 Foils /Anee
256B	BIRMINGHAM, AL	219	219	0	0	Fair	2nd Saturday	** 359	FAIRFIELD, IA	267	267	0	0	Slow	2nd Monday
257B	NASHUA, NH	126	123	3	0	Fair	1st Monday	360	CALGARY, AB	47	49	0	0	Very busy	Every second month
259	WACO, TX	190	190	0	4	Good	1st Monday	** 361	KUTZTOWN, PA	161	161	0	0	Fair	4th Tuesday
260	ATHENS, GA	207	207	0	0	Fair	3rd Wednesday	** 362	AMOS, PQ	77	7	0	0	Fair	1st Tuesday
261	CEDAR GROVE, WI	124	124	0	0	Very good	Twice a Year	365	MAHONINGTOWN, PA	75	78	1	4	Fair	1st Wednesday
262	KENDALLVILLE, IN	310	310	0	0	Production down	3rd Saturday	** 366	TORONTO, ON	64	64	0	0	Okay	3rd Tuesday
263B	DUBUQUE, IA	103	103	2	0	Good	First Monday	366B	WEATHERLY, PA	61	61	0	6	Good	Last Friday
265	CONSTANTINE, MI	203	203	0	2	Good	Monthly	368	UTICA, NY	72	70	2	0	Poor	1st Friday
271	KAUKAUNA, WI	34	34	0	3	Okay	3rd Thursday	372	NEVADA, MO	110	100	10	0	Fair	3rd Tuesday
272	WASHINGTON, PA	11	10	1	0	Okay	3rd Sat	374	LOS ANGELES, CA	33	33	0	0	Poor	2nd Tuesday
273	GREENVILLE, PA	124	122	0	22	Fair	(quarterly)	** 375	QUARRYVILLE, PA	259	259	0	0	Good	3rd Sunday
275	BOYER, PA	11	11	0	0	Steady	2nd Monday	376	COLUMBIA, PA	480	480	0	0	Steady	4th Sunday
279	IONE, CA	26	26	0	0	Fair	1st Wednesday	380	MONROE, GA	31	31	0	0	Poor	1st Tuesday
283	HOUSTON, TX	131	146	0	4	Good to Excellent	When needed	381	SYRACUSE, NY	227	227	0	9	Steady	1st Thursday
284	LONGVIEW, TX	175	250	0	0	Good	2nd Tuesday	384	LISBON, OH	60	60	0	0	Fair	2nd Wednesday
** 285	FT. WAYNE, IN	184	814	0	0	Good	1st Saturday	387	SPARTANBURG, SC	120	800	20	0	Good	1st Tuesday
286	MILL CREEK, OK	46	46	0	0	Fair	4th Monday	388	OTTUMWA, IA	47	57	0	3	Slow	2nd Thursday
287	LANCASTER, PA	270	270	0	0	Steady	2nd Wednesday	395	SOCIAL CIRCLE, GA	69	69	0	0	Poor to fair	Last Wednesday
288	COLUMBUS, OH	12	12	1	12	Fair	1st Thursday	399	BROCKTON, MA	72	72	0	0	Fair	Monthly
289	SPOKANE, WA	313	313	0	0	Good	Twice yearly minimum	412	KALAMAZOO, MI	279	279	0	0	Fair	Last working Monday
** 291	SPARTANBURG, SC	88	88	0	0	Fair	2nd Saturday	413	PIEDMONT, AL	75	89	15	0	Good	3 times a year
292	ZANESVILLE, OH	137	1137	26	0	Poor	Last Tuesday	417	EAST LIVERPOOL, OH	121	118	0	2	Poor	2nd Monday
295	MACUNGIE, PA	11	11	0	0	Fair	3rd Saturday	419	NEWELL, WV	655	654	1	0	Fair	1st Thursday
297	CLARION, PA	95	95	0	0	Good	3rd Monday	420	BUTNER, NC - CLOSED 6/07	220	181	40	2	Fair	Every 2 months
298	RENFREW, ON	8	8	0	0	Good	4th Wednesday	421	MUSKEGON, MI	79	79	0	4	Good	3rd Sunday
301	MANITOWOC, WI	311	311	0	14	Good	Monthly	422	HAZLETON, PA	184	184	0	0	Okay	2nd Friday
302	REEDSVILLE, WV	89	89	0	0	Excellent	Monthly	** 429	LUFKIN, TX	66	66	0	0	Good	1st Saturday
** 304	CAREY, OH	9	9	0	0	Poor	1st Tuesday	437	LACROSSE, WI	147	147	16	0	Average	2nd Monday
304B	BLOSSBURG, PA	693	693	0	23	Good	Last Thursday	446	WOODSTOCK, ON	87	87	0	0	Fair	3rd Saturday
310	LAKELAND, FL	41	41	0	0	Fair	3rd Wednesday	454	POTTSVILLE, PA	159	159	0	0	Good	2nd Tuesday
314	NEWARK, OH	63	63	0	0	Good	2nd Tuesday	** 459	WATERLOO, IA	66	67	0	0	Fair	2nd Tuesday
316B	MICHIGAN CITY, IN	153	153	0	0	Slow	Monthly	468	PROPHETSTOWN, IL	9	9	0	0	Slow	Quarterly
324	ANNISTON, AL	272	334	62	0	Fair	3rd Wednesday	** 480	CAP DE LA MADELEINE, PQ	26	26	0	0	Okay	Chaque 2 mois
325	TULSA, OK - CLOSED 12/06	49	49	0	0	Good	1st Saturday	483	ST. JEAN, PQ	26	26	0	0	Okay	
328	CHESTER, WV	36	36	0	0	Fair	As required								
332	NEW GLASGOW, NS	87	87	0	0	Fair	3rd Monday								
333	EAST LIVERPOOL, OH	26	26	0	0	Good	2nd Friday								
337	WASHINGTON, PA	109	109	0	0	Bonne	1 Foils par 2 mois								
** 339	IBERVILLE, PQ	194	194	0	0	Okay	Monthly								
342	LONGUEUIL, PQ														

*Local Union last reported at October 31, 2006.
 **Local Union did not report - information compiled from other sources.
 ***Local Union on strike as of October 31, 2007

INCOME-Fiscal Year Ending October 31, 2007

Local No.	Location	Fees, Supplies and			Total	Death Dues	Other Receipts
		International Dues	Withdrawal Cards	Miscellaneous			
2	OAKLAND, CA	24,222	---	284	24,506	---	---
2B	ELLWOOD CITY, PA	44,982	---	203	45,185	48	---
3	STREATOR, IL	12,206	3	87	12,296	170	---
3B	TRENTON, ON. CANADA	4,607	---	50	4,657	---	---
4X	PORT ELIZABETH, NJ-closed 3/96.....	---	---	---	---	82	---
5X	LAURENS, SC-closed 8/98.....	---	---	---	---	90	---
6	SALEM, NJ.....	25,510	2	184	25,696	24	---
6B	MILWAUKEE, WI.....	33,670	3	87	33,760	140	---
7	MILLVILLE, NJ.....	16,140	---	87	16,227	84	---
7A	TIFFIN, OH.....	49,484	22	1,251	50,757	2,076	---
9B	KEOKUK, IA	45,344	---	87	45,431	74	---
14	WINCHESTER, IN.....	67,564	15	232	67,811	226	---
14B	GRAFTON, WI.....	11,622	---	87	11,709	---	---
15	ANDERSON, SC.....	81,366	---	116	81,482	796	---
15Z	CHATTANOOGA, TN-closed 10/91	---	---	---	---	24	---
16	NEWELL, WV.....	9,308	---	87	9,395	---	---
17	MODESTO, CA.....	206,102	---	1,469	207,571	1,848	---
17B	CRESTON, IA	64,428	15	116	64,559	596	---
19	GARDENA, CA.....	48,878	5	87	48,970	24	---
19B	BALTIMORE, MD.....	10,088	---	---	10,088	---	---
20	NO. KANSAS CITY, MO	18,226	---	261	18,487	138	---
21	SALEM, NJ.....	19,038	17	241	19,296	48	---
21B	HIBBING, MN.....	26,675	---	87	26,762	---	---
22X	ASHEVILLE, NC-closed 5/95	---	---	---	---	24	---
23B	DELHI, ON. CANADA	13,390	---	25	13,415	---	---
24Y	WELLSVILLE, OH - closed 12/03.....	---	---	---	---	25	---
25	PEACHTREE CITY, GA	7,998	---	357	8,355	---	---
26X	ANTIOCH, CA-closed 6/97	---	5	---	5	24	---
27	VOLNEY, NY.....	1,044	---	87	1,131	---	---
27Z	MALTA, OH-closed 3/01.....	---	---	---	---	72	---
28	BROCKWAY, PA	29,656	3	87	29,746	142	---
28B	TORONTO, ON. CANADA.....	95,267	---	118	95,385	174	---
30	PEVELY, MO	58,470	22	145	58,637	---	---
31X	DANIELSON, CT-closed 12/98.....	---	---	---	---	48	---
32	SHELBYVILLE, IN.....	142,814	---	348	143,162	140	---
33	TOANO, VA.....	42,757	---	436	43,193	26	---
34X	POMONA, CA-closed 12/94	---	---	---	---	24	---
36	LANCASTER, PA	33,410	2	87	33,499	400	---
37	GAS CITY, IN.....	27,330	25	261	27,616	160	---
37B	VIRGINIA, MN -closed 11/06	---	5	---	5	102	---
38	MARION, IN	14,298	---	290	14,588	156	---
38B	ERIE, PA	5,626	---	87	5,713	---	---
39B	BETHEL, CT	7,205	---	174	7,379	---	---
39X	EL MONTE, CA - closed 9/06	294	27	---	321	2,680	---
40	NEWARK, NJ.....	27,754	---	283	28,037	48	---
40X	ALTON, IL-closed 4/92.....	---	5	---	5	168	---
42	LAWRENCEBURG, IN.....	71,923	23	583	72,529	236	---
43	MALDEN, MO - closed 4/07.....	19,656	170	261	20,087	4,368	---
45B	COLUMBUS, OH	388,611	3	1,189	389,803	406	---
46	PITTSBURGH, PA	4,732	---	87	4,819	24	---
47X	LOS ANGELES, CA-closed 9/04.....	---	---	---	---	108	---
48	HENRYETTA, OK.....	97,354	23	116	97,493	504	---
49	LONDON, ON. CANADA	30,160	---	---	30,160	306	---
50	SEATTLE, WA	24,666	---	116	24,782	---	---
51	DEFIANCE, OH.....	168,138	7	319	168,464	131	---
52	SANTA CLARA, CA	82,602	5	348	82,955	166	---
53	CHATTANOOGA, TN	9,594	---	87	9,681	---	---
54	PORT ALLEGANY, PA.....	55,686	20	116	55,822	402	---
57	HEARNE, TX	13,362	---	---	13,362	32	---
57X	HUNTINGTON, WV-closed 12/82.....	---	15	---	15	72	---

INCOME-Fiscal Year Ending October 31, 2007

Local No.	Location	International Dues	Withdrawal Cards	Fees, Supplies and Miscellaneous	Total	Death Dues	Other Receipts
58	TYLER, TX	25,921	5	87	26,013	---	---
59	TOLEDO, OH.....	36,732	2	198	36,932	166	---
60X	CORSICANA, TX-closed 4/95	---	---	---	---	46	---
61	EDINBORO, PA.....	20,664	---	171	20,835	---	---
62	BESSEMER, AL.....	30,160	---	87	30,247	---	---
63	ATLANTA, GA.....	25,062	20	87	25,169	280	---
63B	MINNEAPOLIS, MN.....	193,341	20	1,068	194,429	216	---
65	WINCHESTER, IN.....	30,940	---	641	31,581	48	---
65B	BOAZ, AL.....	137,466	---	145	137,611	492	---
66X	SULLIVAN, IN-closed 9/.05.....	---	---	---	---	24	---
67X	GAS CITY, IN-closed 7/84.....	---	5	---	5	24	---
68B	HAMILTON, OH.....	4,224	---	87	4,311	24	---
70	CHICAGO HEIGHTS, IL.....	31,314	---	87	31,401	250	---
71	LINCOLN, IL.....	9,528	5	464	9,997	144	---
73	CLEVELAND, OH.....	12,132	---	406	12,538	---	---
74B	KELLOGG, IA.....	26,292	---	116	26,408	---	---
75	PORT ALLEGANY, PA.....	19,812	10	87	19,909	384	---
76X	GLENSHAW, PA-closed 11/04.....	---	13	---	13	72	---
76A-Y	BUFFALO, NY-closed 7/05.....	---	---	---	---	72	---
77	DELMAR, NY.....	101,982	2	256	102,240	164	---
79X	FAIRMONT, WV-closed 5/80.....	---	---	---	---	24	---
80B	CANASTOTA, NY.....	28,860	---	87	28,947	---	---
81	SANTA ANA, CA.....	20,712	---	174	20,886	184	---
83B	SASKATOON, SK. CANADA.....	11,973	---	---	11,973	---	---
85B	BIRMINGHAM, AL.....	6,786	---	87	6,873	---	---
86Z	COLUMBUS, IN - closed 9/03.....	---	---	---	---	48	---
87	SEATTLE, WA.....	74,166	10	381	74,557	48	---
88X	OKMULGEE, OK.....	---	---	---	---	96	---
89	DANVILLE, VA.....	35,362	---	116	35,478	---	---
90	HAZLETON, PA.....	19,578	---	178	19,756	2	---
91	JACKSONVILLE, FL.....	39,162	---	261	39,423	42	---
95	WESTFIELD, MA.....	9,138	---	87	9,225	26	---
96	DUNKIRK, IN.....	68,994	5	294	69,293	618	---
98	MIDLAND, GA.....	69,805	10	87	69,902	102	---
99	NEW BRIGHTON, PA.....	8,112	---	87	8,199	---	---
101	ATLANTA, GA.....	69,618	---	174	69,792	259	---
103	BERLIN, NJ.....	2,562	---	87	2,649	---	---
104	ELMIRA, NY.....	27,348	10	---	27,358	324	---
105	ZANESVILLE, OH.....	18,149	3	145	18,297	72	---
107	CONNELLSVILLE, PA.....	18,850	---	87	18,937	158	---
108	CAMBRIDGE, ON. CANADA.....	20,943	---	50	20,993	---	---
110	BROCKWAY, PA.....	114,635	13	145	114,793	1,642	---
111X	CARTERET, NJ-closed 11/05.....	---	10	---	10	299	---
112	PORTLAND, OR.....	52,729	22	116	52,867	1,187	---
113	BALTIMORE, MD.....	52,952	---	87	53,039	---	---
113B	RICHLAND CENTER, WI.....	12,506	---	87	12,593	---	---
114X	HUNTINGTON PARK, CA-closed 7/95.....	---	15	---	15	96	---
114Z	TOPTON, PA-closed 8/91.....	---	---	---	---	24	---
115	MEDIA, PA.....	27,670	11	20,378	48,059	126	---
117	LINCOLN, IL.....	26,346	7	145	26,498	406	---
118X	BALTIMORE, MD - closed 6/03.....	---	---	---	---	172	---
119X	CLIFFWOOD, NJ-closed 12/97.....	---	---	---	---	24	---
120	CLARION, PA.....	21,015	8	87	21,110	128	---
120B	COLDWATER, MI.....	5,954	---	174	6,128	---	---
121	DUNKIRK, IN.....	27,078	---	116	27,194	---	---
121B	NEENAH, WI.....	203,190	---	484	203,674	1,006	---
122X	FOREST PARK, GA-closed 8/87.....	---	---	---	---	96	---
123	WINCHESTER, IN.....	17,706	---	116	17,822	---	---
124X	CONNELLSVILLE, PA-closed 11/04.....	---	---	---	---	90	---
125	WAXAHACHIE, TX.....	31,225	---	87	31,312	24	---

INCOME-Fiscal Year Ending October 31, 2007

Local No.	Location	Fees, Supplies and			Total	Death Dues	Other Receipts
		International Dues	Withdrawal Cards	Miscellaneous			
125B	MILWAUKEE, WI.....	49,140	5	458	49,603	---	---
126	MAYS LANDING, NJ.....	11,748	2	116	11,866	52	---
127	CINCINNATI, OH.....	25,080	---	87	25,167	---	---
127B	TERRE HAUTE, IN.....	27,768	---	87	27,855	---	---
129	SHAKOPEE, MN.....	61,488	15	319	61,822	438	---
130	ALTOONA, PA.....	29,334	3	87	29,424	12	---
131	JONESBORO, AR.....	30,922	---	87	31,009	24	---
132	EAST GREENVILLE, PA.....	52,754	---	116	52,870	4	---
136X	CONNELLSVILLE, PA-closed 11/04.....	---	5	---	5	168	---
137	LOS ANGELES, CA.....	121,467	---	290	121,757	134	---
138	CHICAGO, IL.....	64,030	5	348	64,383	48	---
139X	CONNELLSVILLE, PA-closed 11/04.....	672	---	---	672	---	---
139B	PORTLAND, OR.....	125,902	47	388	126,337	822	---
140	STREATOR, IL.....	42,526	---	230	42,756	594	---
140B	SACKVILLE, NB. CANADA.....	---	---	---	---	292	---
141	OAKLAND, CA.....	50,858	---	276	51,134	132	---
142	OAKLAND, CA.....	12,400	---	223	12,623	36	---
142B	MANKATO, MN.....	27,636	3	232	27,871	---	---
143Y	SANDUSKY, OH -closed 5/87.....	---	---	---	---	24	---
143Z	LAGRANGE, MO - closed 9/03.....	---	---	---	---	120	---
145	BERLIN, NJ.....	42,920	---	145	43,065	228	---
147X	LAKELAND, FL-closed 7/01.....	---	---	---	---	48	---
152	WHEELING, WV.....	20,784	10	87	20,881	---	---
153X	WASHINGTON, PA-closed 8/84.....	---	20	---	20	96	---
153XX	HOUSTON, TX-closed 12/97.....	---	5	---	5	24	---
155X	OAKLAND, CA-closed 12/89.....	---	5	---	5	24	---
157	SALEM, NJ.....	35,513	2	116	35,631	---	---
159	ZANESVILLE, OH.....	4,868	---	172	5,040	---	---
164	MILLWOOD, OH.....	5,304	---	87	5,391	72	---
164B	OAKLAND, CA.....	307,366	65	867	308,298	940	---
166	DOLTON, IL.....	87,316	---	116	87,432	261	---
167X	HAYWARD, CA-closed 11/03.....	---	5	---	5	96	---
168	WINSTON-SALEM, NC.....	45,731	7	116	45,854	568	---
169	MILFORD, MA.....	51,012	8	203	51,223	366	---
170X	CINCINNATI, OH -closed 3/06.....	---	5	---	5	72	---
172	ZANESVILLE, OH.....	20,841	32	87	20,960	884	---
174	STREATOR IL.....	2,856	15	87	2,958	144	---
174B	WINNIPEG, MB. CANADA.....	43,630	---	25	43,655	24	---
176	FLORENCE, KY.....	27,012	---	174	27,186	68	---
177	TRACY, CA.....	118,440	28	319	118,787	1,021	---
178	ZANESVILLE, OH.....	47,180	5	223	47,408	1,016	---
179	HENDERSON, NC.....	19,136	---	162	19,298	34	---
180	ELMIRA, NY.....	68,418	15	318	68,751	114	---
181Y	TRENTON, NJ-closed 10/93.....	---	---	---	---	24	---
182B	BELLEVILLE, IL.....	53,323	7	203	53,533	226	---
182X	FREEHOLD, NJ-closed 2/98.....	---	---	---	---	24	---
183X	ADA, OK-closed 12/91.....	---	5	---	5	24	---
185A	TRENTON, NJ.....	2,880	---	87	2,967	---	---
186Z	MUSKEGON, MI.....	---	---	---	---	24	---
188	CONNELLSVILLE, PA.....	24,518	25	174	24,717	1,436	---
189X	MARION, IN-closed 12/03.....	---	---	---	---	48	---
191	GLENFORD, OH.....	13,598	---	87	13,685	18	---
192X	CORONA, CA-closed 8/01.....	---	---	---	---	48	---
193	WILSON, NC.....	84,906	5	145	85,056	674	---
194X	SAND SPRINGS, OK -closed 12/92.....	---	---	---	---	12	---
195	MUSKOGEE, OK.....	58,508	10	874	59,392	1,465	---
196X	MONTGOMERY, AL-closed 11/90.....	---	---	---	---	24	---
198	CHANUTE, KS.....	13,356	---	87	13,443	---	---
199X	GULFPORT, MS-closed 10/90.....	---	---	---	---	24	---
200X	BALTIMORE, MD-closed 6/03.....	---	---	---	---	613	---

INCOME-Fiscal Year Ending October 31, 2007

Local No.	Location	Fees, Supplies and			Total	Death Dues	Other Receipts
		International Dues	Withdrawal Cards	Miscellaneous			
201	WAXAHACHIE, TX.....	112,188	5	485	112,678	484	---
201B	SHIPPENSBURG, PA.....	44,031	---	87	44,118	---	---
202	CHARLOTTE, MI.....	43,693	---	551	44,244	1,098	---
204	ATLANTA, GA.....	14,556	---	87	14,643	---	---
205X	PISCATAWAY, NJ-closed 12/97.....	---	---	---	---	6	---
207	LAPEL, IN.....	55,997	5	131	56,133	834	---
207A	CROOKSVILLE, OH.....	17,975	---	87	18,062	60	---
208	BRADENTON, FL.....	13,572	5	---	13,577	73	---
209	HONDO, TX.....	55,566	---	337	55,903	106	---
210X	CITY OF INDUSTRY, CA-closed 12/95.....	---	---	---	---	24	---
211	EUSTIS, FL.....	13,302	---	261	13,563	---	---
212X	HUNTINGTON, WV-closed 3/95.....	---	5	---	5	424	---
214	HUNTSVILLE, AL.....	97,065	---	319	97,384	---	---
216	CLEBURNE, TX.....	71,732	---	564	72,296	---	---
218	BALTIMORE, MD.....	14,640	---	87	14,727	146	---
219	MILLVILLE, NJ.....	136,211	32	720	136,963	1,136	---
220	WACO, TX.....	17,577	---	87	17,664	---	---
221	DES PLAINES, IL.....	44,862	---	174	45,036	---	---
222	HENDERSON, NC.....	63,372	---	116	63,488	500	---
223	BRANTFORD, ON. CANADA.....	5,096	---	25	5,121	24	---
225X	WHARTON, NJ-closed 11/85.....	---	5	---	5	24	---
226	BURLINGTON, WI.....	71,508	15	215	71,738	426	---
227	EDISON, NJ.....	30,810	---	87	30,897	212	---
229	LIGONIER, IN.....	108,180	---	145	108,325	394	---
231B	SALT LAKE CITY, UT.....	5,416	---	87	5,503	---	---
233	LENEXA, KS.....	37,982	---	145	38,127	74	---
233B	CHICAGO, IL.....	36,239	---	---	36,239	18	---
234	WARNER ROBINS, GA.....	95,527	3	261	95,791	418	---
235	CIRCLEVILLE, OH.....	27,588	---	203	27,791	72	---
236	FAIRBURN, GA.....	107,497	5	599	108,101	226	---
236A	POMONA, NJ - closed 8/07.....	5,136	---	---	5,136	186	---
237	HAZLETON, PA.....	55,947	5	87	56,039	24	---
238	KOKOMO, IN.....	42,408	---	283	42,691	---	---
238B	BOYERTOWN, PA.....	37,752	2	87	37,841	6	---
239	SAPULPA, OK.....	79,430	13	174	79,617	98	---
239X	BRIDGETON, NJ-closed 2/84.....	---	5	---	5	184	---
240	HAMBURG, PA.....	20,826	---	87	20,913	---	---
241	EAST PALESTINE, OH.....	9,386	---	---	9,386	---	---
242X	WINCHESTER, IN-closed 8/06.....	---	---	---	---	48	---
243X	PITTSTON, PA-closed 5/06.....	---	---	---	---	660	---
244	NEWARK, OH.....	215,712	23	674	216,409	3,544	---
246	CLARION, PA.....	92,458	5	145	92,608	486	---
247	BROOKVILLE, PA.....	70,295	32	203	70,530	638	---
248	ANNISTON, AL.....	79,253	---	87	79,340	16	---
249	SHAWNEE, OH.....	10,049	---	203	10,252	---	---
251	ATLANTA, GA.....	14,640	---	87	14,727	---	---
253	RUSTON, LA.....	88,200	15	237	88,452	1,096	---
254	MADERA, CA.....	86,697	15	145	86,857	---	---
256	HAMLET, NC.....	34,775	---	87	34,862	---	---
256B	BIRMINGHAM, AL.....	65,260	---	204	65,464	248	---
257B	NASHUA, NH.....	38,318	---	145	38,463	6	---
259	WACO, TX.....	61,887	---	198	62,085	60	---
260	ATHENS, GA.....	64,349	---	99	64,448	---	---
261	CEDAR GROVE, WI.....	39,286	---	116	39,402	4	---
262	KENDALLVILLE IN.....	96,680	---	203	96,883	192	---
263B	DUBUQUE, IA.....	31,895	---	419	32,314	108	---
265	CONSTANTINE, MI.....	58,864	---	200	59,064	38	---
266X	LIMA, OH-closed 12/99.....	---	---	---	---	24	---
267X	CENTRALIA, IL-closed 8/06.....	234	8	---	242	187	---
268X	SANFORD, FL-closed 7/02.....	---	---	---	---	24	---

INCOME-Fiscal Year Ending October 31, 2007

Local No.	Location	Fees, Supplies and			Total	Death Dues	Other Receipts
		International Dues	Withdrawal Cards	Miscellaneous			
269X	EARTH CITY, MO-closed 3/92	---	---	---	---	24	---
271	KAUKAUNA, WI	10,348	---	87	10,435	18	---
272	WASHINGTON, PA	3,594	---	87	3,681	---	---
273	GREENVILLE, PA.....	32,630	---	116	32,746	4	---
274Y	EAST LIVERPOOL, OH-closed 12/02.....	---	5	---	5	46	---
275	BOYER, PA.....	3,458	---	174	3,632	---	---
279	IONE, CA	7,476	---	87	7,563	---	---
283	HOUSTON, TX	43,895	---	170	44,065	24	---
284	LONGVIEW, TX	59,148	---	174	59,322	---	---
285	FT. WAYNE, IN.....	56,030	---	174	56,204	---	---
286	MILL CREEK, OK.....	12,656	---	87	12,743	70	---
287	LANCASTER, PA	58,782	---	460	59,242	48	---
288	COLUMBUS, OH	3,306	---	87	3,393	---	---
289	SPOKANE, WA.....	105,950	3	145	106,098	96	---
291	SPARTANBURG, SC	31,842	---	82	31,924	68	---
292	ZANESVILLE, OH	36,608	---	87	36,695	304	---
295	MACUNGIE, PA.....	3,848	---	284	4,132	96	---
297	CLARION PA	33,527	---	87	33,614	---	---
297Z	NORWICH, NY-closed 11/88	---	5	---	5	24	---
298	RENFREW, ON. CANADA	2,496	---	25	2,521	---	---
301	MANITOWOC, WI.....	94,276	18	174	94,468	346	---
302	REEDSVILLE, WV	27,560	---	116	27,676	---	---
304	CAREY, OH	2,850	---	---	2,850	---	---
304B	BLOSSBURG, PA	208,494	5	391	208,890	436	---
305Z	SPENCER, WV-closed 9/02	---	---	---	---	48	---
306X	COLUMBUS, OH-closed 8/04.....	---	15	---	15	373	---
307	SOUTH GATE, CA	2,562	---	---	2,562	---	---
310	LAKELAND, FL.....	12,828	---	---	12,828	---	---
312Z	SEDRO-WOOLLEY, WA-closed 7/94.....	---	5	---	5	24	---
314	NEWARK, OH.....	14,886	---	87	14,973	---	---
316B	MICHIGAN CITY, IN.....	45,777	2	203	45,982	22	---
317Z	READING, MA-closed 12/01	---	---	---	---	49	---
320Z	BELOIT, WI-closed 4/01	---	---	---	---	24	---
324	ANNISTON, AL	80,100	---	377	80,477	92	---
325	TULSA, OK -closed 12/06.....	426	---	---	426	---	---
328	CHESTER, WV	13,806	---	87	13,893	44	---
332	NEW GLASGOW, NS. CANADA.....	9,266	---	25	9,291	94	---
333	EAST LIVERPOOL, OH.....	27,796	---	171	27,967	---	---
337	WASHINGTON, PA	7,514	---	87	7,601	24	---
338Z	MOBILE, AL - closed 12/02.....	---	---	---	---	44	---
339	IBERVILLE, PQ. CANADA.....	23,998	---	---	23,998	362	---
342	LONGUEUIL, PQ. CANADA.....	58,292	---	100	58,392	242	---
343	MINSTER, OH.....	18,122	2	87	18,211	---	---
345	ST. CESAIRE, PQ. CANADA	7,498	---	25	7,523	72	---
349Y	ROCKPORT, IN-closed 10/04.....	---	---	---	---	362	---
355Y	TELL CITY, IN-closed 7/96.....	---	---	---	---	72	---
359	FAIRFIELD, IA	83,274	---	551	83,825	---	---
360	CALGARY, AB. CANADA	15,470	---	25	15,495	---	---
361	KUTZTOWN, PA.....	63,172	---	---	63,172	---	---
362	AMOS, PQ. CANADA	2,314	---	---	2,314	38	---
365	MAHONINGTOWN, PA.....	22,998	---	169	23,167	167	---
366	TORONTO, ON. CANADA.....	15,660	---	---	15,660	---	---
366B	WEATHERLY, PA	18,538	5	87	18,630	---	---
368	UTICA, NY	22,763	---	87	22,850	48	---
372	NEVADA, MO.....	38,154	---	174	38,328	---	---
374	LOS ANGELES, CA	26,664	---	171	26,835	2	---
375	QUARRYVILLE, PA	80,561	---	99	80,660	100	---
376	COLUMBIA, PA.....	151,238	---	259	151,497	204	---
377	MONROE, GA.....	12,450	---	986	13,436	48	---
380	MINERVA, OH.....	2,604	---	87	2,691	---	---

INCOME-Fiscal Year Ending October 31, 2007

Local No.	Location	Fees, Supplies and			Total	Death Dues	Other Receipts
		International Dues	Withdrawal Cards	Miscellaneous			
381	SYRACUSE, NY.....	68,472	5	145	68,622	382	---
384	LISBON, OH.....	20,172	5	116	20,293	120	---
387	SPARTANBURG, SC.....	27,030	---	87	27,117	---	---
388	OTTUMWA, IA.....	15,378	7	87	15,472	78	---
395	SOCIAL CIRCLE, GA.....	15,600	---	87	15,687	---	---
399	BROCKTON, MA.....	21,216	---	87	21,303	---	---
408Z	ST. JOSEPH, MI-closed 12/03.....	---	---	---	---	98	---
412	KALAMAZOO, MI.....	86,759	---	285	87,044	78	---
413	PIEDMONT, AL.....	15,024	---	---	15,024	---	---
417	EAST LIVERPOOL, OH.....	37,180	3	174	37,357	544	---
419	NEWELL, WV.....	199,398	---	406	199,804	208	---
420	BUTNER, NC.....	16,426	---	11	16,437	---	---
421	MUSKEGON, MI.....	63,908	---	288	64,196	---	---
422	HAZLETON, PA.....	25,052	15	87	25,154	256	---
429	LUFKIN, TX.....	60,853	---	---	60,853	---	---
437	LACROSSE, WI.....	19,032	---	87	19,119	24	---
446	WOODSTOCK, ON. CANADA.....	38,402	---	25	38,427	170	---
447Z	STURGIS, MI-closed 11/05.....	---	---	---	---	74	---
454	POTTSVILLE, PA.....	24,349	---	168	24,517	76	---
459	WATERLOO, IA.....	51,768	---	116	51,884	70	---
468	PROPHETSTOWN, IL.....	17,329	2	87	17,418	---	---
480	CAP DE LA MADELAINE, PQ. CANADA.....	2,804	---	---	2,804	18	---
483	ST. JEAN, PQ. CANADA.....	10,920	---	---	10,920	---	---
TOTALS		\$ 11,371,588	\$ 1,317	\$ 67,217	\$ 11,440,122	\$ 62,080	---

	International Dues	Withdrawal Cards	Fees, Supplies and Miscellaneous	Total	Death Dues	Other Receipts
GENERAL FUND						
International dues.....	\$ 9,355,023	\$ ---	\$ ---	\$ 9,355,023	\$ ---	\$ ---
Withdrawal cards.....	---	1,317	---	1,317	---	---
Fees and supplies.....	---	---	3,528	3,528	---	---
Contract printing & misc.....	---	---	25,236	25,236	---	110,288
Bonding.....	---	---	38,453	38,453	---	---
Investment income.....	---	---	---	---	---	899,091
DEATH BENEFICIARY FUND						
International dues.....	872,726	---	---	872,726	---	---
Other death dues.....	---	---	---	---	62,080	---
Investment income.....	---	---	---	---	---	3,189,276
SECURITY FUND						
International dues.....	218,868	---	---	218,868	---	---
Investment income.....	---	---	---	---	---	509,899
CONFERENCE FUND						
International dues.....	531,009	---	---	531,009	---	---
GMP MEMORIAL SCHOLARSHIP FUND						
Contributions.....	---	---	---	---	---	7,300
Investment income.....	---	---	---	---	---	127,755
CONVENTION FUND						
International dues.....	393,962	---	---	393,962	---	---
TOTALS	\$ 11,371,588	\$ 1,317	\$ 67,217	\$ 11,440,122	\$ 62,080	\$ 4,843,609

REPORT OF THE INTERNATIONAL SECRETARY-TREASURER BRUCE R. SMITH
SUMMARY STATEMENT OF RECEIPTS AND DISBURSEMENTS
FISCAL YEAR ENDED OCTOBER 31, 2007

GENERAL FUND

RECEIPTS:

International dues	\$	9,355,023
Withdrawal cards		1,317
Supplies, miscellaneous, and bonding receipts		152,269
Contract printing		25,236
Investment income		899,091
Total Receipts		10,432,936

DISBURSEMENTS:

General and administrative expenses		4,230,559
Field services to members		5,217,663
Organizing expenses		378,462
Research expenses		489,963
Total Disbursements		10,316,647

EXCESS RECEIPTS TO GENERAL FUND **\$ 116,289**

DEATH BENEFICIARY FUND

RECEIPTS:

Death dues received	\$	937,550
Less: Death dues refunded		2,744
Net Death dues		934,806
Investment income		3,189,276
Total Receipts		4,124,082

DISBURSEMENTS:

Death benefits paid		1,508,813
Office expenses and supplies		172,498
Currency translation adjustment		(231,321)
Total Disbursements		1,449,990

EXCESS RECEIPTS TO DEATH BENEFICIARY FUND **\$ 2,674,092**

SECURITY FUND

RECEIPTS:

International dues	\$	218,868
Investment income		509,899
Total Receipts		728,767

DISBURSEMENTS:

Strike benefits and expenses		214,078
Currency translation adjustment		(20)
Total Disbursements		214,058

EXCESS RECEIPTS TO SECURITY FUND **\$ 514,709**

BRUCE R. SMITH, INTERNATIONAL SECRETARY-TREASURER

REPORT OF THE INTERNATIONAL SECRETARY-TREASURER BRUCE R. SMITH
SUMMARY STATEMENT OF RECEIPTS AND DISBURSEMENTS
FISCAL YEAR ENDED OCTOBER 31, 2007

CONFERENCE FUND

RECEIPTS:

International dues	\$	531,009
--------------------------	----	---------

DISBURSEMENTS:

Conferees' allowances and expenses		226,049
Hotel costs		47,723
Office and miscellaneous expenses		28,430
Currency translation adjustment		(53,287)
Total Disbursements		248,915

EXCESS RECEIPTS TO CONFERENCE FUND	\$	282,094
---	-----------	----------------

GMP MEMORIAL SCHOLARSHIP FUND

RECEIPTS:

Contributions	\$	7,300
Investment income		127,755
Total Receipts		135,055

DISBURSEMENTS:

Scholarship grants		124,000
Office supplies and miscellaneous		10,075
Total Disbursements		134,075

EXCESS RECEIPTS TO SCHOLARSHIP FUND	\$	980
--	-----------	------------

SEVENTY-THIRD CONVENTION FUND

RECEIPTS:

International dues	\$	393,962
--------------------------	----	---------

DISBURSEMENTS:

Convention and office expense		115
Currency translation adjustment		(5,229)
Total Disbursements		(5,114)

EXCESS RECEIPTS TO SEVENTY-THIRD CONVENTION FUND	\$	399,076
---	-----------	----------------

BRUCE R. SMITH, INTERNATIONAL SECRETARY-TREASURER

**REPORT OF THE INTERNATIONAL SECRETARY-TREASURER BRUCE R. SMITH
BALANCE SHEET-OCTOBER 31, 2007**

GENERAL FUND

ASSETS

CURRENT ASSETS:

Cash in bank–United States	\$	897,570
Cash in bank–Canada (Net of currency exchange)		137,610
Inter-fund transfers		358,220
Cash on hand		373
Prepaid expenses		175,495
Total Current Assets		1,569,268

INVESTMENTS BY GENERAL FUND (Schedule 1)		6,558,700
---	--	------------------

FIXED ASSETS:

Land	\$	73,736
Buildings and improvements		519,858
Furniture and equipment		312,546
Automobiles		883,461
Total Fixed Assets		1,789,601
Less: Accumulated depreciation		1,659,566
Net Fixed Assets		130,035
Total		\$ 8,258,003

LIABILITIES AND FUND BALANCE

CURRENT LIABILITIES:

Local Union escrow funds	\$	128,547
Disaster escrow		2,374
Relief escrow		115,448
Settlement proceeds escrow		4,128
Credit line due		219,000
Payroll taxes and other expenses		8,561
Total Current Liabilities		478,058

GENERAL FUND—OCTOBER 31, 2007		7,779,945
Total		\$ 8,258,003

DEATH BENEFICIARY FUND

ASSETS

CURRENT ASSETS:

Cash in bank–United States	\$	342,994
Cash in bank–Canada (Net of currency exchange)		50,486
Inter-fund transfers		(199,540)
Total Current Assets		193,940

INVESTMENTS BY DEATH BENEFICIARY FUND (Schedule 1)		30,249,908
Total		\$ 30,443,848

DEATH BENEFICIARY FUND—OCTOBER 31, 2007		\$ 30,443,848
--	--	----------------------

BRUCE R. SMITH, INTERNATIONAL SECRETARY-TREASURER

**REPORT OF THE INTERNATIONAL SECRETARY-TREASURER BRUCE R. SMITH
BALANCE SHEET-OCTOBER 31, 2007**

SECURITY FUND

ASSETS

CURRENT ASSETS:

Cash in bank—United States	\$ 152,662
Cash in bank—Canada (Net of currency exchange)	193
Inter-fund transfers.	<u>(238,675)</u>
Total Current Assets	(85,820)

INVESTMENTS BY SECURITY FUND (Schedule 1)	<u>8,020,188</u>
Total	<u><u>\$ 7,934,368</u></u>

SECURITY FUND—OCTOBER 31, 2007	<u><u>\$ 7,934,368</u></u>
---	----------------------------

CONFERENCE FUND

ASSETS

CURRENT ASSETS:

Cash in bank—United States	\$ 170,255
Cash in bank—Canada (Net of currency exchange)	4,525
Inter-fund transfers.	<u>77,169</u>
Total Current Assets	251,949

INVESTMENTS BY CONFERENCE FUND (Schedule 1)	<u>890,322</u>
Total	<u><u>\$ 1,142,271</u></u>

CONFERENCE FUND—OCTOBER 31, 2007	<u><u>\$ 1,142,271</u></u>
---	----------------------------

GMP MEMORIAL SCHOLARSHIP FUND

ASSETS

CURRENT ASSETS:

Cash in bank	\$ 95,957
Inter-fund transfers.	<u>(120,307)</u>
Total Current Assets	(24,350)

INVESTMENTS BY GMP MEMORIAL SCHOLARSHIP FUND (Schedule 1)	<u>1,398,124</u>
Total	<u><u>\$ 1,373,774</u></u>

GMP MEMORIAL SCHOLARSHIP FUND—OCTOBER 31, 2007	<u><u>\$ 1,373,774</u></u>
---	----------------------------

SEVENTY-THIRD CONVENTION FUND

ASSETS

CURRENT ASSETS:

Cash in bank—United States	\$ 127,007
Cash in bank—Canada (Net of currency exchange)	46,167
Inter-fund transfers.	123,133
Prepaid expenses	<u>146,135</u>
Total Current Assets	442,442

INVESTMENTS BY SEVENTY-THIRD CONVENTION FUND (Schedule 1)	<u>766,592</u>
Total	<u><u>\$ 1,209,034</u></u>

SEVENTY-THIRD CONVENTION FUND—OCTOBER 31, 2007	<u><u>\$ 1,209,034</u></u>
---	----------------------------

BRUCE R. SMITH, INTERNATIONAL SECRETARY-TREASURER

**REPORT OF THE INTERNATIONAL SECRETARY-TREASURER BRUCE R. SMITH
ANALYSIS OF INVESTMENTS-OCTOBER 31, 2007**

	<u>FAIR VALUE</u>	<u>COST</u>
<u>GENERAL FUND</u>		
United States Corporate Stocks	\$ 3,611,397	\$ 3,177,968
United States Corporate Stocks Non-Marketable	1,073,119	1,073,119
Equity Mutual Fund Investments	1,466,447	1,277,519
United States Government Agency Bonds	24,789	19,137
Canadian Investments - Corporate Stocks	93,200	462,381
Canadian Short-Term/Mutual Funds & other investments	45,008	61,582
Money Market & other investments	483,394	486,994
	<hr/>	<hr/>
Total Investments-General Fund	<u>\$ 6,797,354</u>	<u>\$ 6,558,700</u>
<u>DEATH BENEFICIARY FUND</u>		
Equity Mutual Fund Investments	\$ 11,970,842	\$ 7,836,912
United States Corporate Stocks	17,770,941	15,604,025
United States Government Agency Bonds	10,790,750	5,280,830
Real Estate Mortgages, Money Market & other investments	5,350	5,350
Canadian Short-Term/Mutual Funds & other investments	1,469,635	1,522,791
	<hr/>	<hr/>
Total Investments-Death Beneficiary Fund	<u>\$ 42,007,518</u>	<u>\$ 30,249,908</u>
<u>SECURITY FUND</u>		
Equity Mutual Fund Investments	\$ 4,312,129	\$ 2,842,845
United States Corporate Stocks	2,413,634	2,123,979
United States Government Agency Bonds	3,758,102	2,904,920
Real Estate Mortgages/Money Market & other investments	148,444	148,444
	<hr/>	<hr/>
Total Investments-Security Fund	<u>\$ 10,632,309</u>	<u>\$ 8,020,188</u>
<u>CONFERENCE FUND</u>		
Equity Mutual Fund Investments	\$ 823,425	\$ 541,086
United States Government Agency Bonds	2,510	4,540
Canadian Short-Term/Mutual Funds & other investments	320,633	335,169
Money Market & other investments	9,527	9,527
	<hr/>	<hr/>
Total Investments-Conference Fund	<u>\$ 1,156,095</u>	<u>\$ 890,322</u>
<u>GMP MEMORIAL SCHOLARSHIP FUND</u>		
Equity Mutual Fund Investments	\$ 1,510,995	\$ 1,046,009
United States Government Agency Bonds	399,938	300,259
Money Market & other investments	51,856	51,856
	<hr/>	<hr/>
Total Investments-GMP Memorial Scholarship Fund	<u>\$ 1,962,789</u>	<u>\$ 1,398,124</u>
<u>73RD CONVENTION FUND</u>		
Equity Mutual Fund Investments	\$ 205,988	\$ 180,105
United States Government Agency Bonds	204,962	195,767
Certificates of Deposit	389,563	389,563
Canadian Short-Term/Mutual Funds & other investments	1,157	1,157
	<hr/>	<hr/>
Total Investments-73rd Convention Fund	<u>\$ 801,670</u>	<u>\$ 766,592</u>

REPORT OF THE BOARD OF AUDITS

TO THE OFFICERS AND MEMBERS OF THE
GLASS, MOLDERS, POTTERY, PLASTICS & ALLIED WORKERS
INTERNATIONAL UNION
MEDIA, PENNSYLVANIA 19063

As required by Article 14 in the Constitution, International President John P. Ryan has appointed the Board of Audits for the fiscal year ended October 31, 2007. The following members of the International Union have been appointed:

Richard Wood, Local Union 446, Woodstock, Ontario, Canada
Shirley Hutchings, Local Union 21, Salem, New Jersey
Linda Dickey, Local Union 419, Newell, West Virginia
Steve Schmillen, Local Union 140, Streator, Illinois

The Board examined and verified the financial report, receipts, disbursements and investments of all activities of the International Union, by making a detailed audit of all financial operations for the fiscal year ended October 31, 2007.

The Board submits the following reports:

(1) VERIFICATION OF THE ANNUAL FINANCIAL STATEMENTS

The Board reviewed the books of entry in which the dues, fees, bonding receipts and supplies received by the International Union were recorded in the computer, which in turn generated the Daily Cash Receipts Journal printouts, which were then compared to the designated bank statements.

Investment income of interest and dividends, contract printing and miscellaneous receipts were verified for receipts and deposits and found correct as shown.

All disbursements for operations, services, conferences, conventions, investments and other International Union activities were paid by checks, which were recorded and prepared on the books of entry with the aid of the computer system. These canceled checks were compared to the bills for these activities and found to be ordinary and necessary, and for the benefit of the members of the International Union.

(2) EXAMINATION OF INVESTMENTS

On Saturday, February 23, 2008, the Board of Audits, together with the International President, the International Secretary-Treasurer, and the Controller, reviewed the securities removed from the safe deposit boxes of the PNC Bank, Media, Pennsylvania, and other securities held in the offices of the International Union, for the purpose of examining the securities of the General Fund, Death Beneficiary Fund, Security Fund, GMP Memorial Scholarship Fund, Conference Fund and Convention Fund and listed the following:

	<u>FAIR VALUE</u>	<u>COST</u>
<u>GENERAL FUND</u>		
United States Corporate Stocks	\$ 3,611,397	\$ 3,177,968
United States Corporate Stocks Non-Marketable	1,073,119	1,073,119
Equity Mutual Fund Investments	1,466,447	1,277,519
United States Government Agency Bonds	24,789	19,137
Canadian Investments - Corporate Stocks	93,200	462,381
Canadian Short-Term/Mutual Funds & other investments	45,008	61,582
Money Market & other investments	<u>483,394</u>	<u>486,994</u>
Total Investments-General Fund	<u>\$ 6,797,354</u>	<u>\$ 6,558,700</u>
<u>DEATH BENEFICIARY FUND</u>		
Equity Mutual Fund Investments	\$ 11,970,842	\$ 7,836,912
United States Corporate Stocks	17,770,941	15,604,025
United States Government Agency Bonds	10,790,750	5,280,830
Real Estate Mortgages, Money Market & other investments	5,350	5,350
Canadian Short-Term/Mutual Funds & other investments	<u>1,469,635</u>	<u>1,522,791</u>
Total Investments-Death Beneficiary Fund	<u>\$ 42,007,518</u>	<u>\$ 30,249,908</u>

SECURITY FUND

Equity Mutual Fund Investments	\$ 4,312,129	\$ 2,842,845
United States Corporate Stocks	2,413,634	2,123,979
United States Government Agency Bonds	3,758,102	2,904,920
Real Estate Mortgages/Money Market & other investments	<u>148,444</u>	<u>148,444</u>
Total Investments-Security Fund	<u>\$ 10,632,309</u>	<u>\$ 8,020,188</u>

CONFERENCE FUND

Equity Mutual Fund Investments	\$ 823,425	\$ 541,086
United States Government Agency Bonds	2,510	4,540
Canadian Short-Term/Mutual Funds & other investments	320,633	335,169
Money Market & other investments	<u>9,527</u>	<u>9,527</u>
Total Investments-Conference Fund	<u>\$ 1,156,095</u>	<u>\$ 890,322</u>

GMP MEMORIAL SCHOLARSHIP FUND

Equity Mutual Fund Investments	\$ 1,510,995	\$ 1,046,009
United States Government Agency Bonds	399,938	300,259
Money Market & other investments	<u>51,856</u>	<u>51,856</u>
Total Investments-GMP Memorial Scholarship Fund	<u>\$ 1,962,789</u>	<u>\$ 1,398,124</u>

73RD CONVENTION FUND

Equity Mutual Fund Investments	\$ 205,988	\$ 180,105
United States Government Agency Bonds	204,962	195,767
Certificates of Deposit	389,563	389,563
Canadian Short-Term/Mutual Funds & other investments	<u>1,157</u>	<u>1,157</u>
Total Investments-73rd Convention Fund	<u>\$ 801,670</u>	<u>\$ 766,592</u>

The physical examination of the securities agreed with the International Secretary-Treasurer's report as of October 31, 2007.

(3) THE GENERAL FUND

The General Fund was found in agreement with the published reports of the International Secretary-Treasurer. The General Fund is the operating fund for all the ordinary and necessary activities of the International Union, which includes responsibility for all field services, arbitrations, legal matters and all other things pertaining to the general welfare of the entire membership from Convention to Convention.

(4) THE DEATH BENEFICIARY FUND

The Sixty-Fifth Convention held in May 1973, approved an increase in the International Dues of \$1.00 per month effective July 1, 1973, which would be set aside and transferred to the Death Beneficiary Fund, which would provide a Death Benefit for each and every member in good standing. The Sixty-Ninth Convention increased the International Dues for the Death Beneficiary Department to \$2.00 per month effective January 1, 1993. When a member meets the requirements as set forth in the Rules and Regulations of the Death Beneficiary Department, the member is no longer required to make contributions for benefits. The Board of Trustees, which is composed of the International President and the International Secretary-Treasurer, announced at the Educational Conferences held in September of 1982, that this Death Benefit would be \$2,000 on or after January 1, 1983, for all eligible participants who had not reached the age of 65 on or after January 1, 1983. This Death Beneficiary program is possible because of the prudent management policies of the Board of Trustees and the International Staff. However, there are still some benefits that will only provide \$125, \$200, \$225, \$250, \$350, \$450, \$500, \$700, \$1,000, or \$1,500, based on the times when the paid-up benefit became available.

During the fiscal year ended October 31, 2007, the International Office processed and paid 815 death benefits to the beneficiaries designated by our deceased members.

The Board examined the applications for death benefits and verified proof of death and membership in good standing for claims paid. These receipts and payments agree with the annual report. The excess receipts have been invested.

(5) THE SECURITY FUND

The Security Fund, established by Convention action in 1957, has been set up to defray the cost of necessary direct action for the benefit of the members of the International Union.

Fifty Cents (\$.50) of the International Dues presently paid monthly by each member is allocated and deposited to this Fund. The

Fund was found adequate in compensating those members who were involved in strike actions, which were taken as a result of unsettled wage negotiations held during 2007.

As adopted and revised by the 72nd Convention in August 2004, the investment income of the Security Fund may be transferred for use as an organizing fund only if, in the view of the Trustees, the Security Fund assets are sufficient to maintain the Fund's integrity, and the Fund exceeds a balance of \$8,000,000. (FMV)

No transfers of investment income were made for the fiscal year ending October 31, 2007.

The Board verified the receipts of the Security Fund and noted the disbursements incurred as a result of the necessary direct action taken for the benefit of the members of the International Union.

(6) THE CONFERENCE FUND

The Conference Fund, established by Convention action in 1965, has been set up to defray the costs of the Conferences and wage negotiations for the benefit of all our Local Unions. The investment earnings in the Conference Fund accumulate in the General Fund.

The International President has allocated sufficient funds to meet the requirements of the wage negotiations and conferences which were held during the period November 1, 2006 to October 31, 2007, and to fund the future wage negotiations and conferences which are scheduled in the following year.

The Board verified the receipts of the Conference Fund and noted the disbursements incurred as a result of wage negotiations and conferences held for the benefit of the members of the International Union as of October 31, 2007.

(7) THE GMP MEMORIAL SCHOLARSHIP FUND

The GMP Memorial Scholarship Fund is continuing its modest and stable growth each year. The International Union announced in June of 2001 that instead of six new scholarship awards each year, there would be eight new scholarship awards. Also, the International Union announced that effective June 1, 2000, each award was increased from \$3,500 to \$4,000 each year. There are presently thirty-two recipients from this Fund in college. All of the recipients are children of GMP members.

The members of the International Union should be very proud of this major accomplishment and should continue to contribute and support this Fund. The figures are in agreement with the Annual Report.

(8) THE CONVENTION FUND

The Sixty-Second Convention held in March 1961 approved a Fund called the Convention Fund. This Fund has been used to defray the costs of Conventions, and the Sixty-Third Convention, the Sixty-Fourth Convention, the Sixty-Fifth Convention, the Sixty-Sixth Convention, the Sixty-Seventh Convention, the Sixty-Eighth Convention, the Special Merger Convention of 1988, the Sixty-Ninth Convention, the Seventieth Convention, the Seventy-First Convention and the Seventy-Second Convention were properly funded with the dues allocations. The investment earnings in the Convention Fund accumulate in the General Fund.

The International President will allocate amounts sufficient to fund the Seventy-Third Convention, which will be held in 2008.

(9) COMMENTS

The Board of Audits finds that the GMP leadership, International President John P. Ryan and International Secretary-Treasurer Bruce R. Smith, have continued the bold and decisive campaign to strengthen the GMP International Union finances. They have shown a determination to protect the various funds of the International Union, with a high caliber and diversified portfolio of investments in the General Fund, the Death Beneficiary Fund, the Security Fund, the Conference Fund, the GMP Memorial Scholarship Fund and the Convention Fund. These financial decisions and other cost-saving measures are balanced by an equally energetic commitment to service to members, and we applaud their efforts.


The Board has found the GMP records in a precise, orderly and professional condition. The staff of the International Union has offered every assistance to us in our review of the Union's finances.

We are pleased that so many Financial Secretaries and Financial Secretary-Treasurers of the Local Unions comply with the submission of their financial reports in a timely manner. We urge everyone charged with these duties to meet their responsibilities.

This report is of importance to every GMP member. We heartily recommend that every GMP member read it and become aware of the financial strengths and needs of our International Union.

The Board of Audits finds that the GMP, its officers and staff, has ably met the challenges of our times and looks forward to a future in which these plans bring renewed strength and growth to our great International Union, the Glass, Molders, Pottery, Plastics & Allied Workers.

Respectfully submitted,



Richard Wood, Chairperson



Shirley Hutchings



Linda Dickey



Steve Schmillen

February 25, 2008
Media, PA

Local 304B Members, Ward Manufacturing Receive OSHA VPP Star Award in Blossburg, PA



On February 28, 2008, Ward Manufacturing, LLC, Ward-Flex and Hitachi Metals Automotive Components USA, LLC (HMAC, USA, LLC) along with its employees of Local Union 304B, located in Blossburg, PA and Lawrenceville, PA, were recognized with the prestigious OSHA VPP Star award at both locations. The facilities are owned by Hitachi Metals America, LTD.

A three-year process with involvement from the members of Local Union 304B and management gained the facilities' highest honor in Work Place Safety. Two teams of OSHA officials spent the week investigating the facilities.

The OSHA VPP Program involves less than 2000 work sites across the country out of 8 million work sites. The Star rating is the highest obtainable honor and was granted at both locations. HMAC was 65% below the foundry industry average for workplace accidents.

According to the Department of Labor, the Voluntary Protection Programs (VPP) promote effective worksite-based safety and health. In the VPP, management, labor and OSHA establish cooperative relationships at workplaces that have implemented a comprehensive

safety and health management system. Approval into VPP is OSHA's official recognition of the outstanding efforts of employers and employees who have achieved exemplary occupational safety and health.

Ward was 56% below the foundry industry average for workplace accidents. Both locations were in the same percentage ranges for below averages in serious injuries within the foundry industry. The facilities additionally have twice gone over 1 million hours without a lost-time accident.

A ceremony conducted on February 28, 2008, was attended by OSHA officials, Local 304B President David Crocco, Local 304B (HMAC) Vice President Tim Christman, Local 304B (Ward) Vice President Steve Rudinski, GMP International Vice President Walter Thorn, GMP International Representative Kim McNeil and management teams from HMAC, Ward Manufacturing and Ward-Flex. Safety in the workplace is a TEAM effort!

GMP International Vice President Walter Thorn, International Representative Kim McNeil and Local Union 304B officers also toured the manufacturing facilities of Ward, Ward-flex and HMAC while attending the OSHA VPP Star ceremony.



Ward Manufacturing, LLC, Ward-Flex and Hitachi Metals Automotive Components USA, LLC (HMAC, USA, LLC) along with its employees of Local Union 304B, located in Blossburg, PA and Lawrenceville, PA, were recognized with the prestigious OSHA VPP Star award at both locations. Seen here (L-R) at the HMAC facility: International Representative Kim McNeil, Local 304B VP's Tim Christman and Steve Rudinski, Vice President Human Resources Bill Williams and Local 304B President Dave Crocco.



GMP Staff members toured the Ward, Ward-Flex and HMAC facilities. (L-R): McNeil, Christman, Rudinski, Crocco, Local 304B member Tyler Patterson and International Vice President Thorn. (HMAC facility)

Local Union 304B consists of 715 GMP members at the two locations employed within HMA, Ward and Ward-Flex, with three separate foundry and manufacturing processes making construction piping components, automotive components and flexible gas tubing.

The officers of Local 304 B, Blossburg, Pennsylvania, are - President David Crocco, Vice President Steven Rudinski, 2nd VP Timothy Christman, Recording Secretary Debra Campbell, Financial Secretary Rodney Ralph and Treasurer Claude Christman. Local 304 B was chartered in 1945.



(L-R): Thorn, Christman, Rudinski, Local 304B member Basil Short and Crocco. (Ward facilities)



(L-R) Christman, Crocco, Rudinski, Thorn, Shop Steward Susan Naylor and Local 304B member Danny Brooks. (Ward-Flex facility)



(L-R): McNeil, Rudinski, Local 304 member Laurie Hodder, Crocco and Thorn. (Ward facilities)



(L-R): Christman, Rudinski, Local 304B member Deanna Mitstifer, Crocco and Thorn. (Ward facilities)



(L-R): OSHA officials, management, Christman, Rudinski, Crocco and Thorn.



(L-R): OSHA officials, management, Local 304B officers and International Union officers.

CONSUMER PRICE INDEX

The National Consumer Price Index for Urban Wage Earners and Clerical Workers (CPI-W) is the basis on which our Cost of Living clauses are calculated. Thus, changes in the CPI-W are the basis for wage increases as required by many GMP contracts.

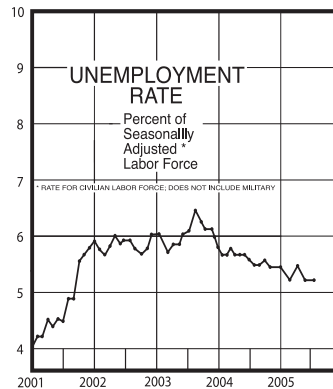
The Bureau of Labor Statistics which publishes the Consumer Price Index has re-formulated the CPI-W, and discontinued the old index in July, 1985 when it published the June, 1985 Index. The new CPI-W reflects a change from home ownership costs to rental equivalent costs.

GMP HORIZONS will continue to publish the CPI-W for the benefit of GMP members.

Although most contracts call for a COL increase based on an increase in points, some have provisions for increases based on percentages. Therefore, both the percentage increase and point increase are shown below.

Effective dates and terms of the contract clauses vary. Consequently, an interested member should consult his current Union Contract for effective dates and provisions. He then can judge from the changes noted in the table if the agreement provisions call for an increase.

For purposes of gauging changes, the base index will remain 1967 = 100.



CONSUMER PRICE INDEX - U.S.A. for Urban Wage Earners and Clerical Workers

	(1967 = 100) Index	Percent Increase	Point Increase
March 2007	597.7	1.1%	6.3
April 2007	602.0	0.7%	4.3
May 2007	606.6	0.8%	4.6
June 2007	607.3	0.1%	0.7
July 2007	606.7	-0.1%	-0.6
August 2007	605.2	-0.2%	-1.5
September 2007	607.3	0.3%	2.1
October 2007	608.6	0.2%	1.3
November 2007	613.2	0.8%	4.6
December 2007	612.9	0.0%	-0.3
January 2008	615.8	0.5%	2.9
February 2008	617.3	0.3%	1.5

12 Month Index Increase = 25.9 • Year-to-Date Inflation Rate Increased by Approximately 0.4%

CONSUMER PRICE INDEX - ALL CANADA

	(1986=100)		(1992=100)	
	2006	2007	2006	2007
January	164.7	166.9	128.8	130.3
February	164.7	168.1	128.6	131.2
March	165.6	169.5	129.3	132.2
April	166.7	170.1	130.1	132.8
May	167.3	170.8	130.6	133.4
June	167.0	171.3	130.4	133.8
July	167.2	171.5	130.5	133.9
August	167.4	171.0	130.7	133.5
September	166.5	171.3	130.0	133.7
October	166.1	170.8	129.7	133.4
November	166.5	171.4	130.0	133.8
December	166.8		130.2	
Annual Average	166.4		129.9	
Average Annual Increase				
July 2006 to July 2007		2.5%		2.5%
	2006 (1971=100)	2007 (1971=100)	2006 (1981=100)	2007 (1981=100)
January	517.3	533.29	218.7	221.2
February	516.5	526.9	218.3	222.8
March	519.3	531.3	219.5	224.6
April	522.5	533.3	220.9	225.5
May	524.5	535.7	221.7	226.5
June	523.7	537.3	221.4	227.2
July	524.1	537.8	221.6	227.3
August	524.9	536.1	221.9	226.7
September	522.1	536.9	220.7	227.1
October	520.9	535.7	220.2	226.5
November	522.1	537.3	220.7	227.2
December	522.9		221.0	

LOOK FOR
THE LABEL
BUY UNION
BUY AMERICAN



NOTICE: Any Local Union advertising its nominations and elections in Horizons must submit 120 days prior to the nominations date, an up-to-date corrected mailing list along with other details.

DEATH BENEFIT DUES - In the event you leave employment seeking permanent and total disability, **YOU MUST CONTINUE PAYING YOUR DEATH BENEFIT DUES** until such time as permanent and total disability status is established. As a general rule, disability determination routinely take from 6 to 8 months.

Any overpayments will be refunded.

Do not permit your **DEATH BENEFIT DUES** to become delinquent over 90 days. All GMP members are responsible for making payments to maintain death benefit eligibility. Persons wishing to report a death or discuss the death benefit may call the Death Benefit Department at 1-610-565-5051 ext. 221. Remember to check your official beneficiary information. The beneficiary of record is solely entitled to the Death Benefit.

Submit beneficiary changes immediately.

All claims must be filed within one (1) year of death.

Early retirees are also responsible for payment up to age 65. If you are self-paying, indicate your local union number and forward your check to:

Bruce Smith
GMP Int'l. Secretary-Treasurer
PO Box 607
608 E. Baltimore Pike
Media, PA 19063

In a Topsy-Turvy Year Voters Want Clear Plans

This has been a topsy-turvy year. And it's only three months old.

Politically, we have seen frontrunners fall by the wayside. So long, Rudy, this country is only big enough for one Terminator. And who now remembers the once-fearsome campaign of Fred Thompson, another former future president.

We have seen the power of money and sanctimony overcome by the less than forthright straight talker who wrapped up the Republican nomination for president.

Despite deepening economic ills (unemployment, weak dollar, trade deficit, oil prices), the press is exploring John McCain's temper tantrum and not his self-confessed ignorance of economics.

On the Democratic side, we have the ongoing saga of the Clinton-Obama feud or the Obama-Clinton Feud, if you prefer.

We have heard from the so-called pundits, the political seers, who call for more strident attacks on the part of this one or that one. We have also heard from those who want a sane and congenial discussion for the good of the party. Never have we the public been so subjected to the tactical analysis of how to go about winning the presidential nomination.

Your paperboy could probably join a panel discussion with Chris Matthews, Tim Russert or Lou Dobbs and make some valid points. Perhaps, he already has.

Unfortunately, all of this pre-bout fight talk from the candidates' corners and the press box doesn't really serve the public. The public needs a full description of what the presidential candidates would actually do if they won the office.

Somehow, it doesn't seem right that our elections can be swayed by a 60-second commercial. Or that one jibe or chance remark can undermine a candidate. This isn't a high school class office that's in contention.

The American people have expressed themselves about the war in Iraq. Who is listening? We are looking at a deepening recession. Our infrastructure needs a massive overhaul. As somebody once said, where's the beef?

The rights of working people to organize have been trampled and ignored. Has any candidate stated explicit support for Labor? Why not? Why are they reluctant to show their support for workers and unions, when they call upon us to support them without any reservations?

The Bush administration has expanded its powers and acted without regard for the Constitution. Its program of wiretaps, extraordinary rendition, torture, stonewalling and corrupting the Executive departments is well-documented. Will the next president roll back these practices? Will the candidates commit to re-establishing the balance between the White House, Congress and the Judiciary? Will the next president put his signature on laws he or she intends to disobey?

Will the next president reveal his or her character through a negative, malicious campaign and reveal how they would use presidential powers?

Health care is a disaster for many Americans, although John McCain lauds our system. Admittedly, he has great health care as a Senator. The Democratic candidates may differ on the specifics, but in general, they are looking to expand coverage.

Americans have a host of other concerns: Social Security, education, immigration, national security and civil rights. We want to know the candidates' intentions. Promises of a brighter day absent a framework of programs leaves us grasping.

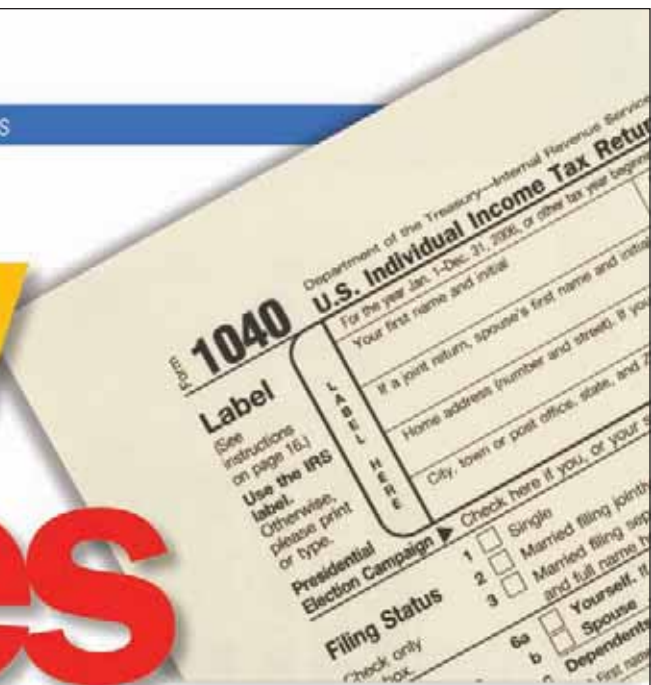
We want a plan of action. Candidates should tell us what they would do as they address the nation's issues, problems and crises.

This has been a topsy-turvy year, all right. Too many politicians have run their victory lap before they crossed the finish line. They left the field looking foolish. Those who remain should avoid posturing. They should be specific about their intentions.

Plenty of time remains. We still have eight more months until the election.

**“Has any
candidate
stated explicit
support for
Labor?
Why not?”**

Easy Taxes



Save time, money and hassle with our easy online tax service.

Simplify your tax returns with the GMP Union Plus Online Tax Service, created exclusively for union families. It's **easy to use, minimizes your chance of errors, and costs far less than similar services** from H&R Block® and Quicken®. This valuable tool prepares both Federal and State forms, and you are not charged until you either file or print your return. As April 15th draws near, it's good to know you can count on your union to make tax time a little less taxing!

Easy to navigate.

Just answer some easy questions. The program does the rest. It fills out all the right forms, flags obvious errors or missing information and automatically calculates your tax.

Work at your own pace.

Move along at your own pace. You can save information and come back later to where you left off. The program also saves your information from year to year.

Help's always at hand.

At each step of your tax return, you'll find a built-in online help system. If you have a question, you can send an e-mail query and receive a response within 24 hours.

Or chat directly online with a customer service representative for \$4.95 per session.

Quick refunds.

Once you're ready, a simple click will e-file both your Federal and State returns. (You also have the option to print and mail them.) Your refund typically arrives within a couple of weeks—at no extra cost!

Additional information and protection.

Our exclusive online tax service also links you to:

- A tax tip newsletter that highlights changes in effect for your annual filing
- Additional IRS resources

Compare & Save!

See how the Union Plus Online Tax Service beats the competition for electronically preparing and filing your Federal and State returns:

- H&R Block's TaxCut Premium + State — **\$44.95**
- Quicken's TurboTax Premier — **\$79.90**
- Union Plus Online Tax Tool — **\$34.90**



For more information, log onto:

www.UnionPlusRefund.com